



Export Packing



In House Crane & Scale



Container Loading



Vacuum Packing / Method II



VCI's



Hood Boxing



Skidding



Heat Shrink Films



Flatrack Lashing



Clean Room Packing



On-Site Packing



Shock Isolation

6.5 Acres Fenced Area
 80,000 Sq. Ft Warehouse
 8 Docks with Levelers
 Forklift Capacities 4K – 100K Pounds
 Door Openings: 14' x 14' / 18' x 14'
 Guarded During Off Hours
 24 Hours Online Camera Systems
 Proximity to Port: 15 Miles
 Proximity to LAX: 19 Miles
 Receiving Hours: 7:30 AM — 4:30 PM
 Customer Portal — Online Tracking

Website: www.NefabLA.com

SOLAS Container Weighing

Date Requirement Begins: 7/1/2016

Nefab complies with Methods I & II

Rice Lake Platform Scales: 10K & 20K

Calibration Date: 5-12-2016

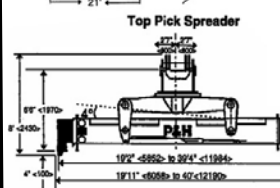
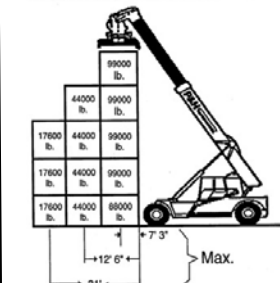
Rice Lake MSI 7300RF Dyna Link 2

Four Load Cells: 50,000 x 20 Lbs Cap

Total Weight Capacity: 200,000 Lbs.

Calibration Date: 6-10-2016

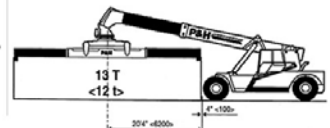
- Container 8 1/2' high, stack 5 in first row and 4 in second row
- Container 9 1/2' high, stack 4 in first row and 4 in second row



20' End-on Capacity



40' End-on Capacity



Reach Stacker
 Lifting Capacity